

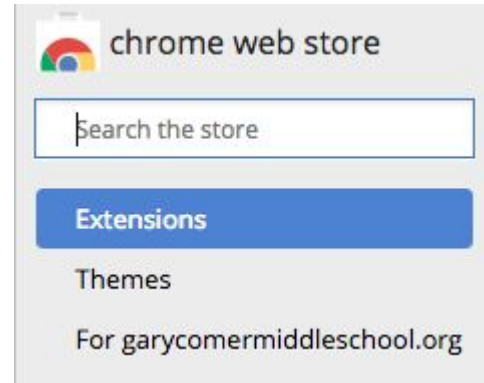
# Adding Extensions on Google Chrome

Extensions are like “apps”.

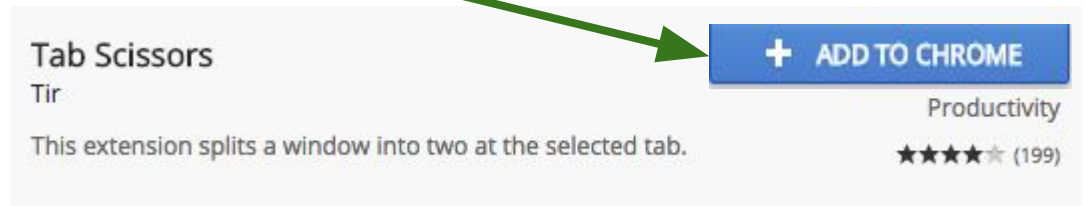
1. Go to the Chrome Web Store:

<https://chrome.google.com/webstore/category/extensions?hl=en>

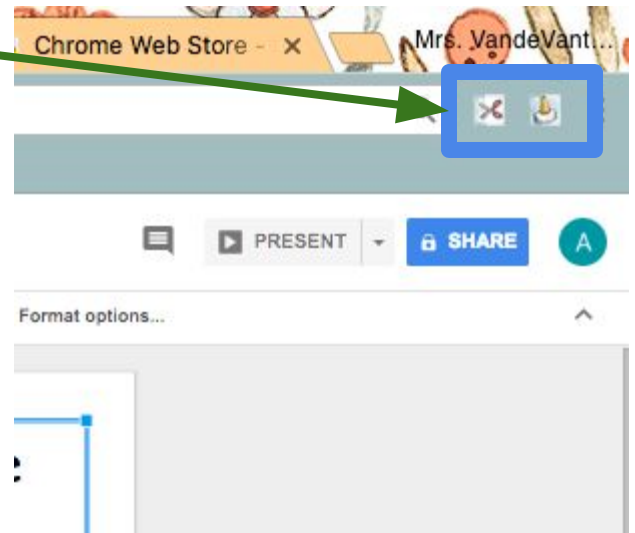
2. Type in “Tab Scissors” or “Tab Glue” or whatever extension you would like to add



3. Click “Add to Chrome”



4. Extensions will show up in “Extensions Bar” on top right of your Chrome browser.



\*\*\*You may also add “themes” (personalize your browser) by using this process. Just click “themes” instead of “extensions”.

If you have any questions, please don't hesitate to reach out to me!